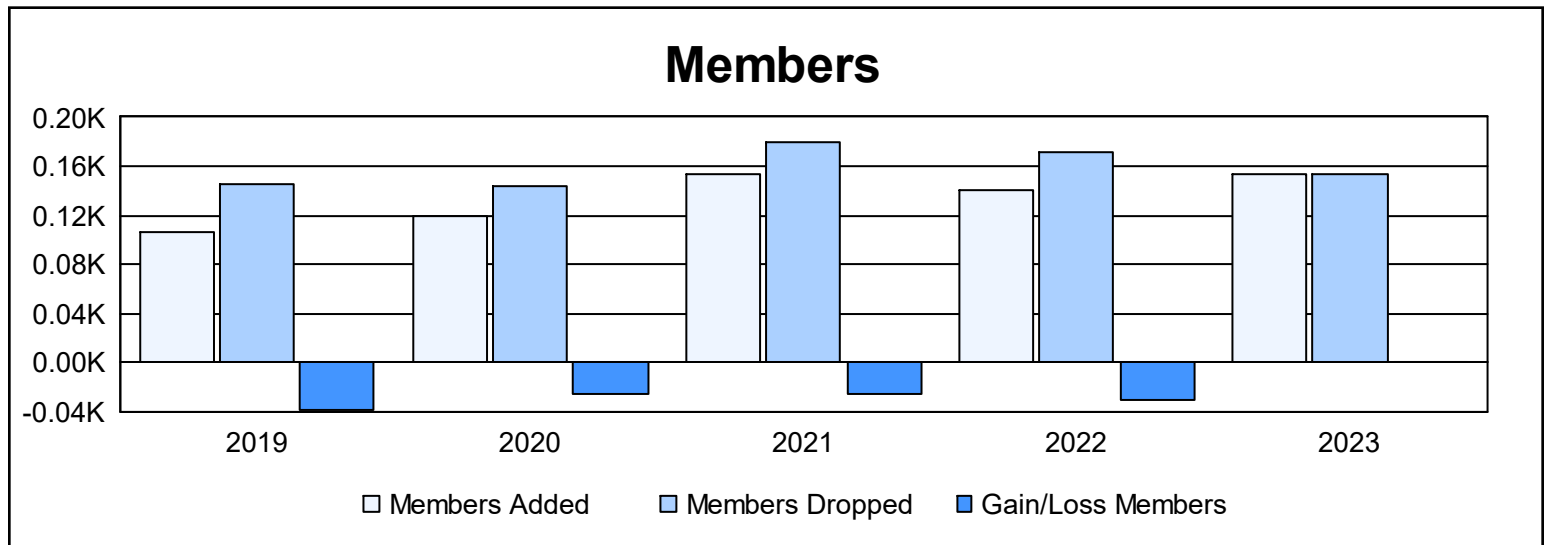
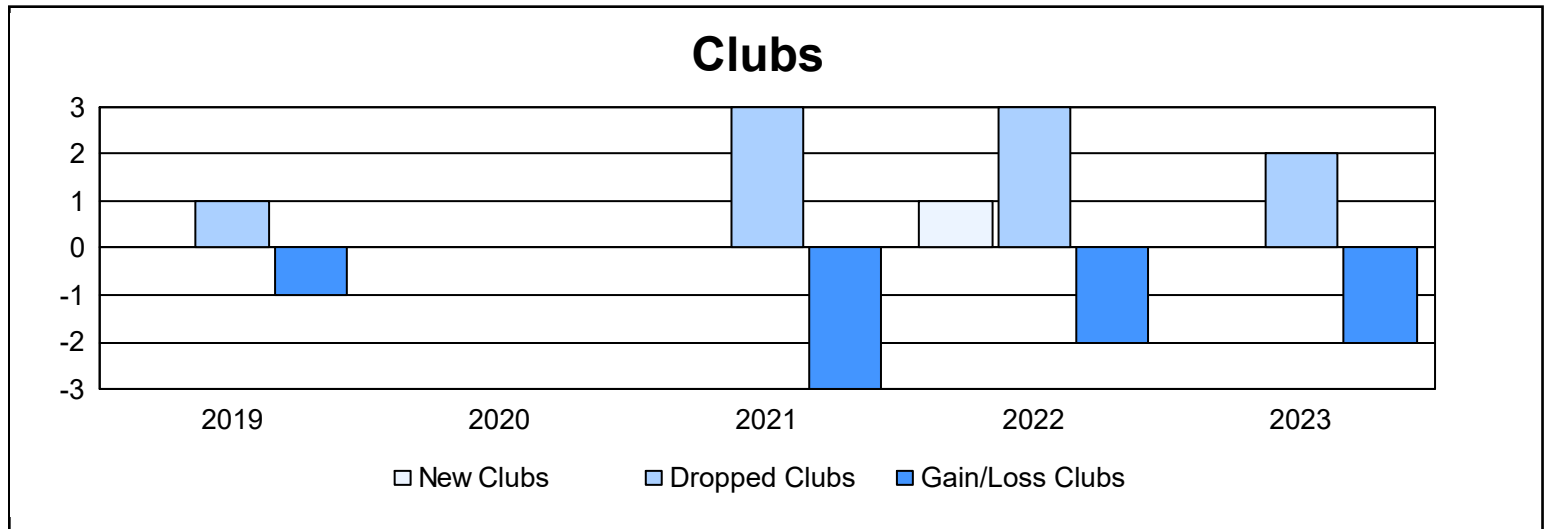
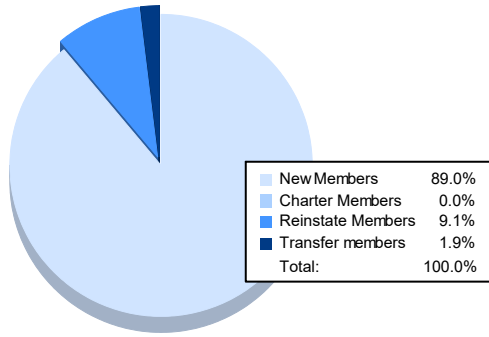


Year	New Clubs	Dropped Clubs	Gain/ Loss Clubs	New Members	Charter Members	Reinstate Members	Transfer Members	Total Member Added	Total Members Dropped	Gain/ Loss Members
2018-2019	0	1	-1	91	2	4	9	106	145	-39
2019-2020	0	0	0	99	0	7	13	119	144	-25
2020-2021	0	3	-3	137	0	12	4	153	179	-26
2021-2022	1	3	-2	105	29	3	3	140	171	-31
2022-2023	0	2	-2	137	0	14	3	154	153	1
<b>Average</b>	<b>0</b>	<b>2</b>	<b>-2</b>	<b>114</b>	<b>6</b>	<b>8</b>	<b>6</b>	<b>134</b>	<b>158</b>	<b>-24</b>



### Membership Composition June 2023 Cumulative



### Gender Composition June 2023 Cumulative

